

Pack 224 Leader Training Guide



*Rina Salaka
Pack Trainer
February 2021*

Table of Contents

Every Scout Deserves a Trained Leader1

REQUIRED TRAINING

YOUTH PROTECTION TRAINING1

POSITION SPECIFIC TRAINING2

HAZARDOUS WEATHER TRAINING4

SUPPLEMENTAL TRAINING

OTHER ONLINE TRAINING5

BALOO TRAINING5

WOOD BADGETRAINING6

UNIVERSITY OF SCOUTING6

DISTRICT ROUNDTABLE6

OTHER USEFUL TRAINING

NOVA COUNSELOR7

SUPERNOVA MENTOR.....8

LEADER TRAINING AWARDS.....8

OFFICIAL RESOURCES9



“Every Scout Deserves a Trained Leader”

Every scout in the Scouting program needs and deserves a leader who understands the aims of the program and knows how to deliver it with enthusiasm and fun - a trained leader. Because they understand their role, trained leaders have a **positive influence on the lives of youth**. How well we influence the lives of these youth depends on their leaders' understanding of the program and their responsibilities.

A trained leader:

- ✓ is knowledgeable and more confident in the role being performed.
- ✓ exhibits a knowledge and confidence that is picked up by people around them.
- ✓ impacts the quality of programs, leader tenure, youth tenure, safety, and a whole lot more.
- ✓ is better prepared to make the Scouting program all it can be!

REQUIRED TRAINING

YOUTH PROTECTION TRAINING

- The Boy Scouts of America places the greatest importance on creating the most secure environment possible for our youth members. To maintain such an environment, the BSA developed numerous procedural and leadership selection policies and provides parents and leaders with resources for the BSA programs.
- The purpose of the **Youth Protection Training (YPT)** is to increase awareness of the societal problem of child abuse and to create even greater barriers to abuse than already exist in Scouting.
- All new leaders are required to take Youth Protection Training **before** submitting an application for registration.
- YPT must be taken every two years.
- If YPT is not current at the time of recharter, the volunteer will not be re-registered.


1. Register on <https://my.scouting.org/> and sign in

2. Click the YP logo

The screenshot shows the BSA my.scouting.org website. At the top, a blue banner reads "Empowering you to deliver the Scouting program." Below this, the "Recent Updates" section is visible, with a link to "Recent Updates" dated 03/11/2020. A larger announcement states "BSA Online Applications Access Extended to Accommodate Rechartering" dated 02/29/2020. On the right side, there is a red box with the text "Click logo below to take Youth Protection in English or Spanish". Below this box are two circular logos. The left logo is labeled "WITH YOUTH PROTECTION BEGINS" and the right logo is labeled "COMIENZA CONTIGO LA PROTECCIÓN DE LOS JOVENES". An arrow points from the text "Click here" to the left logo.

3. Click “YOUTH PROTECTION TRAINING”

Learning Plans Dashboard / Mandatory- Youth Protection Training



YOUTH PROTECTION TRAINING

The safety and well-being of our youth is of paramount importance to our organization, and integral to everything we do. We must continue our commitment to providing a safe and secure environment at all times for all our youth members. After completing all three modules and passing the exam, it may take up to 24 hours to see your certificate in My.Scouting.

Learning Plan

Mandatory- Youth Protection Training

Total Duration: 72 minutes

4. Once completed, print out or screenshot the certificate and send it to Cub Master

POSITION SPECIFIC TRAINING

Position	Training
Cubmaster/Assistant Cubmaster	Cubmaster Leader Specific Training
Den Leader/Assistant Den Leader	Den Leader Specific Training
Pack Committee Chair	Pack Committee Chair Training
Pack Committee Member	Pack Committee Member Training

1. Log in to <https://my.scouting.org/>



2. Menu ① → My Training ②

Menu ①

Menu

My Training ②

My Profile

Manage Member ID

My Account

my.Scouting


Empowering you to deliver the Scouting program.

dates


be changed to no longer allow cash/check payments when submitting card to be submitted via Online Registration.

ining Updated

Click logo below to take English on



3. Cub Scouting ③



My Training

YPT and Training Center

Requirements

Completions

My Youth Protection Training


Select one of the Youth Protection Trainings below. New leaders are required to take Youth Protection Training prior to registration and before volunteer service with youth begins. To take other BSA trainings, go to Training Courses by Program below. To view and take trainings specific to your position, select the Requirements tab.


① YPT Status: **ACTIVE** [Additional guidance in YPT](#)


Youth Protection Training Y01


Completed 02 / 03 / 2020
Expires 02 / 03 / 2022 [Retake Course >](#)

Training Courses by Program


 **Cub Scouting**

 **Scouts BSA**

 **Venturing**

 **Sea Scouts**

4. Take training for your position



CUBMASTER & ASSISTANT


Learning Plan

Cubmaster Training ▾

Cub Scouting

Duration: 117 minutes

Completed **RE-TAKE**



CUB SCOUT DEN LEADER & ASSISTANT


Learning Plan

Den Leader Training ▾

Cub Scouting

Duration: 125 minutes

Completed **RE-TAKE**



PACK COMMITTEE CHAIR


Learning Plan

Pack Committee Chair Training ▾

Cub Scouting

Duration: 116 minutes

VISIT



PACK COMMITTEE MEMBER


Learning Plan

Pack Committee Member Training ▾

Cub Scouting

Duration: 53 minutes

VISIT

Once you have completed both Youth Protection Training AND the Position Specific Training, you will be considered “Trained” and be eligible to wear the official  emblem.

* Hazardous Weather Training MUST be completed to be considered position trained.

HAZARDOUS WEATHER TRAINING

- **Hazardous Weather Training** discusses how to minimize risks from the weather to our Scouting family. There have been several incidents that have caused serious harm and fatalities to Scouts and Scouters. Taking this training and paying attention to what is happening around you is paramount to everyone's safety.
- All registered leaders **MUST** complete Hazardous Weather Training to be considered position trained.
- This training must be taken every two years.

1. Refer to **POSITION SPECIFIC TRAINING 1-3**

2. **CATALOG** ① → Type “**hazardous**” ② → Click the course ③

The screenshot displays the Boy Scouts of America LMS interface. At the top, the navigation bar includes 'Home', 'Catalog' (marked with a red box and circled 1), and 'My Learning'. Below the navigation bar is a large banner image of Scouts in uniform. Under the banner is a search bar (marked with a blue box and circled 2) containing the text 'Hazardous'. Below the search bar are tabs for 'View All', 'Programs', 'Learning Plans', and 'Courses'. The 'View All' tab is selected. Below the tabs, it says 'Displaying 2 Items'. To the right of the items are 'Filters' and 'Sort By' buttons. Two course cards are shown. The first card is for 'Hazardous Weather Training' (Learning Plan) and is partially obscured. The second card is for 'Hazardous Weather Training' (Course) and is highlighted with a yellow box and circled 3. This card shows a total time of 31m, a last completion date of 06/28/2020, and a 'Visit' button at the bottom.

BOY SCOUTS OF AMERICA

Home ① Catalog My Learning

Discover all content.
Get Knowledge And Skills That Bring Value For Your Everyday

② Q Hazardous X

View All Programs Learning Plans Courses

Displaying 2 Items Filters Sort By

③

Hazardous Weather Training
Learning Plan
Total time: 31m
Last Completion: Not Available
Program Safety
Description

Hazardous Weather Training
Course
Total time: 31m
Last Completion: 06/28/2020
Description
Visit

SUPPLEMENTAL TRAINING

OTHER ONLINE TRAINING

Safe Swim Defense:

- **Safe Swim Defense** provides the steps which a BSA unit must take to safely participate in an activity which involves swimming. BSA regulations state: Before a BSA group may engage in swimming activities of any kind, a minimum of one adult leader must complete Safe Swim Defense training, have a commitment card with them
- This training must be taken every two years.

Safety Afloat:

- **Safety Afloat** has been developed to promote boating and boating safety and to set standards for safe unit activity afloat. Before a BSA group may engage in an excursion, expedition, or trip on the water (canoe, raft, sailboat, motorboat, rowboat, tube, or other craft), a minimum of one adult leader must complete Safety Afloat Training, have a commitment card with them, and be dedicated to full compliance with all nine points of Safety Afloat.
 - This training must be taken every two years.
- ❖ *Safe Swim Defense and Safety Afloat courses are part of learning plans "Program Safety"*

Journey to Excellence:

- **Journey to Excellence** is a self-evaluation tool that lets unit leaders see, quantitatively, how well their unit is meeting the goals of Scouting. It is designed to encourage and reward success and measure the performance of our units, districts, and councils.
- The training is highly recommended for Cubmasters and Committee Members.

BALOO TRAINING


BALOO = Basic Adult Leader Outdoor Orientation

- You must have at least one **BALOO**-trained adult on every Cub Scout den or pack overnight outdoor event. That include pack camping and Webelos den overnights. However, it is suggested that you have 2, in case one need to leave.
- The BALOO training consists of 2 components. Online prerequisite training and 1.5-day in-person training.
- Check with your council or district about the next BALOO Training.



WOOD BADGE

- **Wood Badge** is an advanced, national leadership course open only to Scouting volunteers and professionals.
- It is a 2-weekend (5 days total) course that will help you better understand how all the Scouting programs tie together.
- Wood Badge will provide you with many useful leadership tools and skills to help enable our scouts to have the best possible Scouting experience.
- The purpose of Wood Badge is to develop skilled leaders who can strengthen Scouting units in achieving the mission of the Boy Scouts of America.
- Central Florida Council offers the Wood Badge Training course twice a year.
- You need to be up to date with all the required training + BALOO training.



“One of the purposes of Wood Badge training is to get Scouters to think about the practice of Scouting, to meet together, to exchange experiences, and to live together in the spirit of the Scout Oath.” — Lord Baden-Powell

UNIVERSITY OF SCOUTING

- **University of Scouting** is an annual one-day supplemental training event for volunteer leaders, youth (age 11 and up), and parents at all levels in every Scouting program: Cub Scouts, Boy Scouts, Venturing, District, or Council.
- Classes are taught by volunteers who are passionate about sharing their scouting skills and knowledge, and are arranged into four colleges: General Interest, Cub Scouting, Boy Scouting, Extracurricular. You can mix and match classes from any number of colleges.



DISTRICT ROUNDTABLE

- District holds a **District Roundtable** for all leaders on the 3rd Thursday of every month.
- It aims to provide leaders with program ideas, information on policy and events, and training opportunities. It is a forum for sharing experiences and enjoying fun and fellowship with other Scout leaders. When skillfully executed, the roundtable experience will inspire, motivate, and enable unit leaders to provide a stronger program for their Scouts.
- Keep up to date with Challenger District Facebook page:
<https://www.facebook.com/groups/ChallengerDistrictCFC/>



OTHER USEFUL TRAININGS

NOVA COUNSELOR

- **Nova Counselor** is an adult leader aged 21 or older, who teaches STEM to Scouts and help them complete requirements for **NOVA Award**, a BSA STEM award.
- Register as a Nova Counselor using the BSA Adult Application. (Position code 58, no registration fee)
- Must complete BSA's Youth Protection Training before application.
- Should complete Nova Counselor training: <https://my.scouting.org/>
- District NOVA chair can help you get information



1. Log in to <https://my.scouting.org/>

2. Menu → My Training → Expanded Learning → STEM Nova Counselors & Mentors

The screenshot shows the BSA My Training portal. The main menu on the left includes 'My Training', 'YPT and Training', 'Requirements', and 'Completions'. The 'Expanded Learning' dropdown menu is open, listing various training options: Program Safety, Baloo, STEM Scouts, Succession Planning, Journey to Excellence, Council Market Analysis, Scouting Alumni & Friends, and **STEM Nova Counselors & Mentors** (highlighted with a red box). A red arrow points from the 'Expanded Learning' button in the main menu to the highlighted option in the dropdown. The background shows the 'My Youth Protection Training' section with a table of training records and a grid of training categories including Venturing, Sea Scouts, Position Specific Training, and Expanded Learning (highlighted with a red box).

SUPERNOVA MENTOR

- **Supernova Mentor** is an adult leader aged 21 or older, who helps youth complete the requirements for their rank specific **Supernova award** and help them learn about Scientist/Engineer/STEM professional jobs.
- Must be an expert in a STEM field
- Register as a Supernova Mentor using the BSA Adult Application. (Position code 52, no registration fee)
- Must complete and submit the **Supernova Awards Mentor Information form**.
https://filestore.scouting.org/filestore/stem/pdf/514-017_wb.pdf
Must complete BSA's Youth Protection Training before application.
- Should complete Nova Counselor training at <https://my.scouting.org/>
*See page 7
- District NOVA chair can help you get information



LEADER TRAINING AWARDS

- There are several awards that leaders can earn after completing all of their training. These awards are available to leaders after completing all required training, tenure in the position, as well as a few performance requirements. It is designed to encourage and recognize those who contribute to the pack's success. The award is a square knot and is worn on the Scouting uniform right above the left pocket.

Scouter's Training Award

- Cub Scout Leaders who have two years' tenure in the pack can earn a **Scouter's Training Award** by completing position-specific training and other performance requirements.



Den Leader Training Award

- Den Leaders who have one year tenure in the den can earn a **Den Leader Training Award** by completing the position-specific training and other performance requirements.
- It can be earned in each position, but tenure must be completed separately for each award.



OFFICIAL RESOURCES

- Youth Protection: <https://www.scouting.org/training/youth-protection/>
 - Training for Adults: <https://www.scouting.org/training/adult/>
 - Guide to Safe Scouting (Web info): <https://www.scouting.org/health-and-safety/gss/>
 - Guide to Safe Scouting (PDF): <https://filestore.scouting.org/filestore/pdf/34416.pdf>
 - Aquatic Safety: <https://www.scouting.org/health-and-safety/gss/gss02/>
 - Wood Badge: <http://www.cfcwoodbadge.com/>
 - Counselors & Mentors: <https://www.scouting.org/stem-nova-awards/volunteer-support/>
 - Journey to Excellence: <https://www.scouting.org/awards/journey-to-excellence/>
 - Scouter's Training Award: <https://www.scouting.org/awards/awards-central/scouters-training/>
 - Den Leader Training Award: <https://www.scouting.org/awards/awards-central/cs-leader/>
 - BSA Central Florida Council: <https://www.cflscouting.org/>
- ❖ All participants in official Scouting activities should become familiar with the **Guide to Safe Scouting**, applicable program literature or manuals, and be aware of state or local government regulations that supersede Boy Scouts of America practices, policies, and guidelines. The *Guide to Safe Scouting* is an overview of Scouting policies and procedures gleaned from a variety of sources.

